

## Catholic Health Communication of Network Credentials

Once you are entered in to our Identity Management system, an Active Directory (AD) account will be provisioned for you.

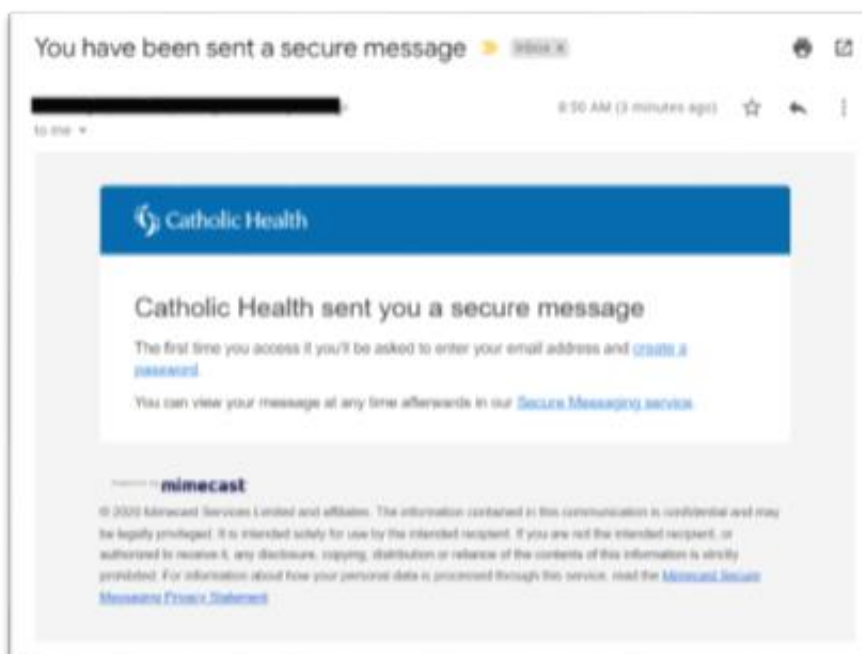
You will receive your AD username and password to your school email address. The emails will be sent from [OneIM@chsbuffalo.org](mailto:OneIM@chsbuffalo.org) and are encrypted due to the sensitive IT security information that is provided. You can access your email from your phone while connected to the Catholic Health Visitor Wireless.

NOTE: You cannot access email while on a CHS computer.

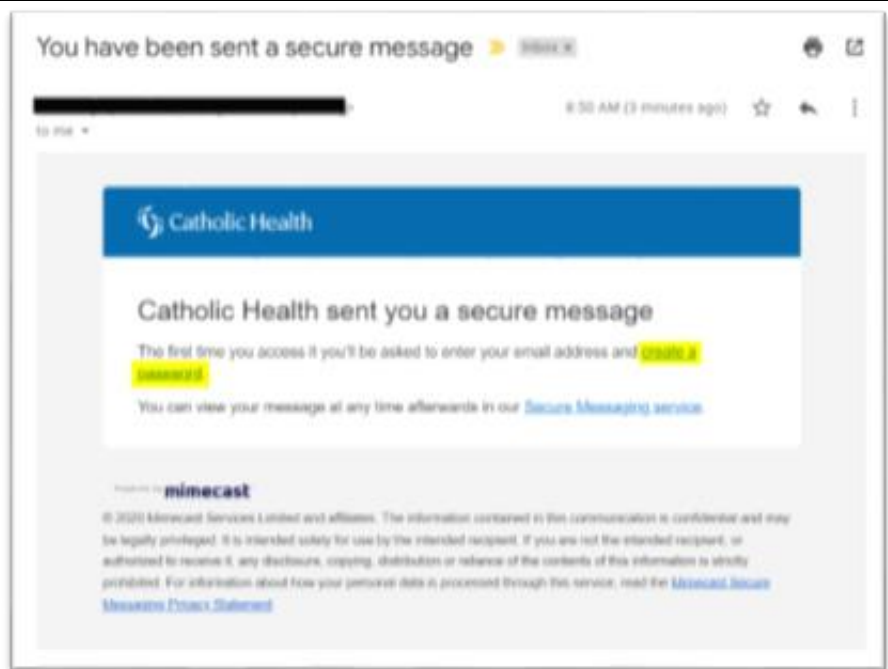
### How to retrieve Encrypted Email (Desktop & Mobile)

#### Initial Mimecast Secure Messaging Setup email

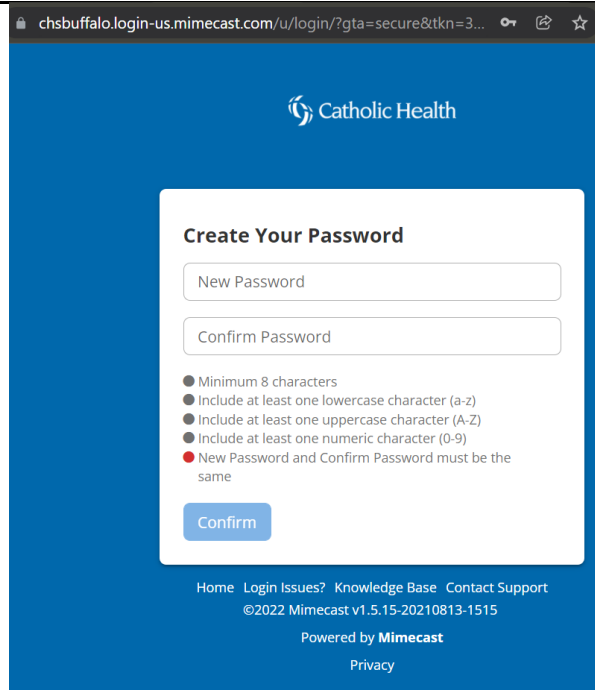
When Catholic Health Systems sends a secure encrypted message to you, you will receive an email letting you know **“You have been sent a secure message”**



Click the 'create a password' link to get started



You will be taken to a <https://chsbuffalo.login-us.mimecast.com/...> webpage to the 'Create Your Password' screen



Follow the password requirements listed on the screen to create a new unique password (you must see **all green checkmarks** to click the **'Confirm'** button)

Next, you will be prompted to log in to Mimecast Secure Messaging using your email address and new password (see below)

chsbuffalo.login-us.mimecast.com/u/login/?gta=secure&tkn=3...

Catholic Health

### Create Your Password

.....

.....

- ✓ Minimum 8 characters
- ✓ Include at least one lowercase character (a-z)
- ✓ Include at least one uppercase character (A-Z)
- ✓ Include at least one numeric character (0-9)
- ✓ New Password and Confirm Password must be the same

Confirm

Home Login Issues? Knowledge Base Contact Support  
©2022 Mimecast v1.5.15-20210813-1515  
Powered by Mimecast  
Privacy

### Logging in to Secure Messaging

Type in the email address that received the encrypted message and click the **'Next'** button

chsbuffalo.login-us.mimecast.com/u/login/?gta=secure&tkn=3.2SO...

Catholic Health

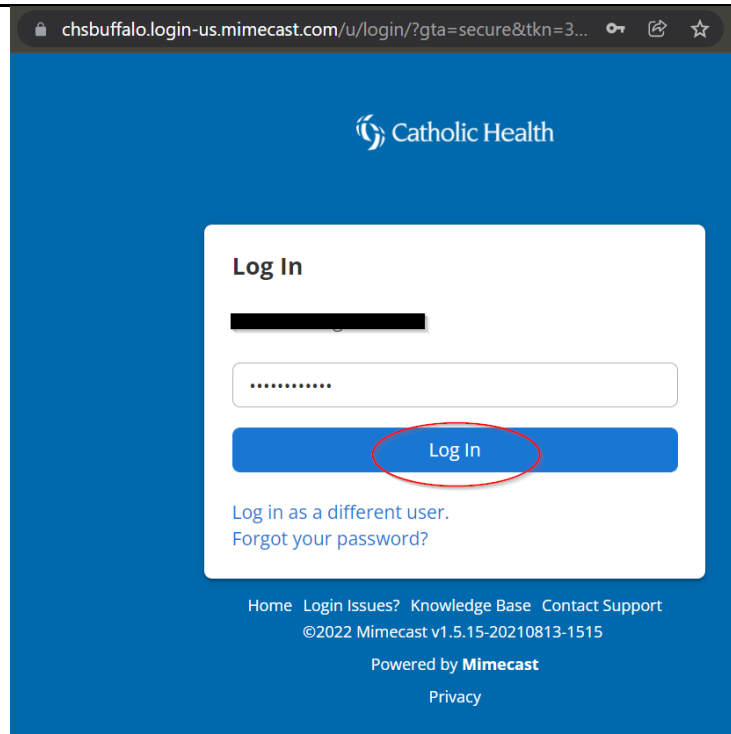
### Log In

.....

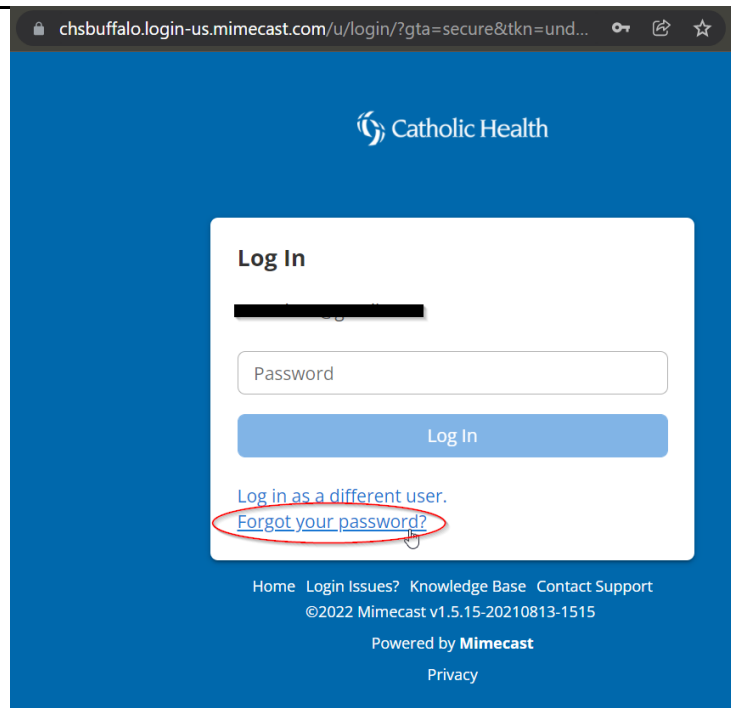
Next

Home Login Issues? Knowledge Base Contact Support  
©2022 Mimecast v1.5.15-20210813-1515  
Powered by Mimecast  
Privacy

Enter your Mimecast Secure Messaging password and click the 'Log In' button



Note: if you forgot your Mimecast Secure Messaging login password, please click the '**Forgot your password?**' link under the Log In button. On the next page you will click the '**Reset Password**' button to receive a new password reset email.



**Please contact the Help Desk 24/7 with any questions or concerns at (716) 828-3600**